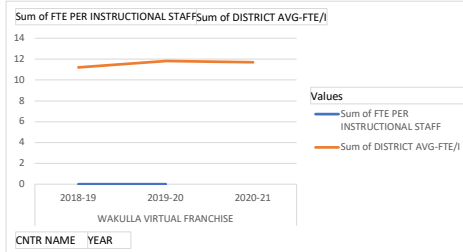
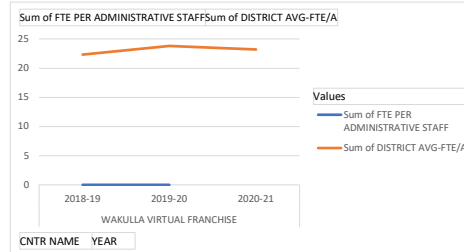


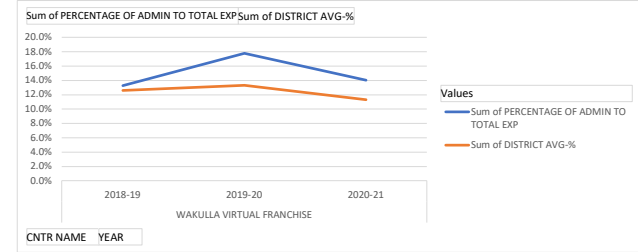
Row Labels	Sum of FTE PER INSTRUCTIONAL STAFF	Sum of DISTRICT AVG-FTE/I
WAKULLA VIRTUAL FRANCHISE		
2018-19	0	11.2
2019-20	0	11.8
2020-21		11.7



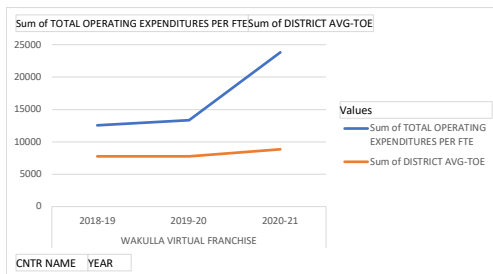
Row Labels	Sum of FTE PER ADMINISTRATIVE STAFF	Sum of DISTRICT AVG-FTE/A
WAKULLA VIRTUAL FRANCHISE		
2018-19	0	22.3
2019-20	0	23.8
2020-21		23.2



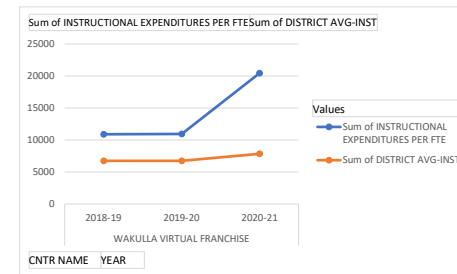
Row Labels	Sum of PERCENTAGE OF ADMIN TO TOTAL EXP	Sum of DISTRICT AVG-%
WAKULLA VIRTUAL FRANCHISE		
2018-19	13.3%	12.6%
2019-20	17.8%	13.3%
2020-21	14.1%	11.3%



Row Labels	Sum of TOTAL OPERATING EXPENDITURES PER FTE	Sum of DISTRICT AVG-TOE
WAKULLA VIRTUAL FRANCHISE		
2018-19	12540	7723
2019-20	13321	7768
2020-21	23792	8805



Row Labels	Sum of INSTRUCTIONAL EXPENDITURES PER FTE	Sum of DISTRICT AVG-INST
WAKULLA VIRTUAL FRANCHISE		
2018-19	10876	6749
2019-20	10952	6736
2020-21	20448	7808



Row Labels	Sum of GENERAL FUND'S UNASSIGNED/ASSIGNED FUND BALANCE
WAKULLA VIRTUAL FRANCHISE	
2018-19	\$ 3,963,069
2019-20	\$ 4,940,229
2020-21	\$ 5,602,998

