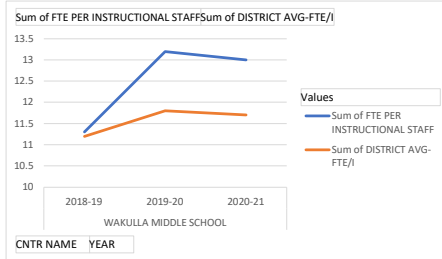
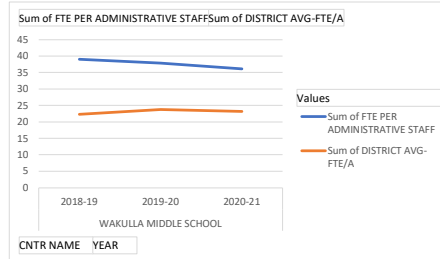


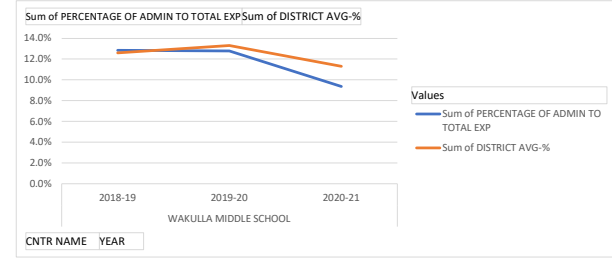
Row Labels	Sum of FTE PER INSTRUCTIONAL STAFF	Sum of DISTRICT AVG-FTE/I
WAKULLA MIDDLE SCHOOL		
2018-19	11.3	11.2
2019-20	13.2	11.8
2020-21	13	11.7



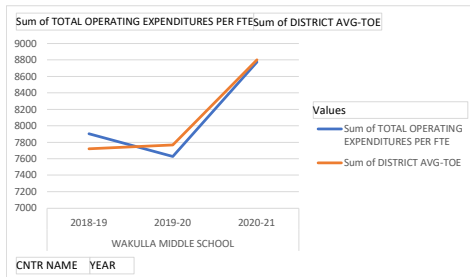
Row Labels	Sum of FTE PER ADMINISTRATIVE STAFF	Sum of DISTRICT AVG-FTE/A
WAKULLA MIDDLE SCHOOL		
2018-19	39	22.3
2019-20	37.8	23.8
2020-21	36.1	23.2



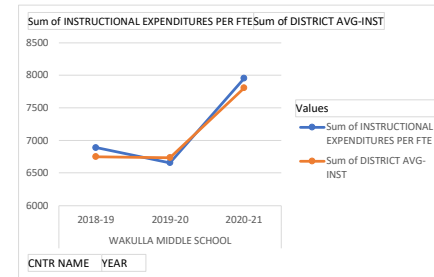
Row Labels	Sum of PERCENTAGE OF ADMIN TO TOTAL EXP	Sum of DISTRICT AVG-%
WAKULLA MIDDLE SCHOOL		
2018-19	12.9%	12.6%
2019-20	12.8%	13.3%
2020-21	9.4%	11.3%



Row Labels	Sum of TOTAL OPERATING EXPENDITURES PER FTE	Sum of DISTRICT AVG-TOE
WAKULLA MIDDLE SCHOOL		
2018-19	7903	7723
2019-20	7629	7768
2020-21	8775	8805



Row Labels	Sum of INSTRUCTIONAL EXPENDITURES PER FTE	Sum of DISTRICT AVG-INST
WAKULLA MIDDLE SCHOOL		
2018-19	6888	6749
2019-20	6655	6736
2020-21	7953	7808



Row Labels	Sum of GENERAL FUND'S UNASSIGNED/ASSIGNED FUND BALANCE
WAKULLA MIDDLE SCHOOL	
2018-19	\$ 3,963,069
2019-20	\$ 4,940,229
2020-21	\$ 5,602,998

