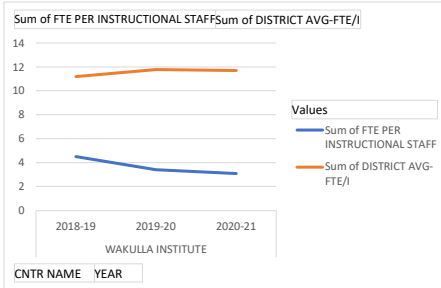
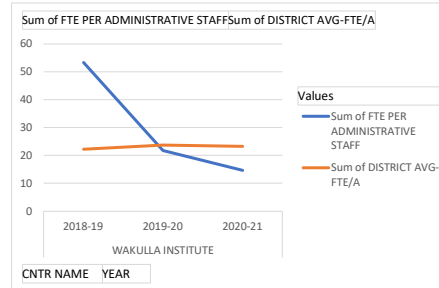


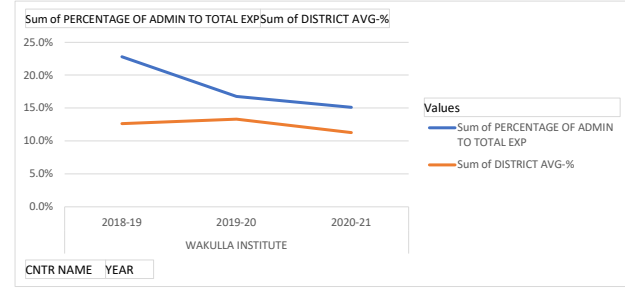
Row Labels	Sum of FTE PER INSTRUCTIONAL STAFF	Sum of DISTRICT AVG-FTE/I
WAKULLA INSTITUTE		
2018-19	4.5	11.2
2019-20	3.4	11.8
2020-21	3.1	11.7



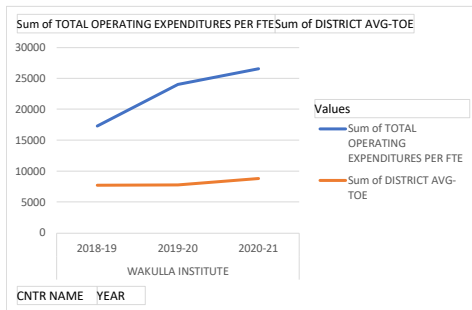
Row Labels	Sum of FTE PER ADMINISTRATIVE STAFF	Sum of DISTRICT AVG-FTE/A
WAKULLA INSTITUTE		
2018-19	53.4	22.3
2019-20	21.8	23.8
2020-21	14.7	23.2



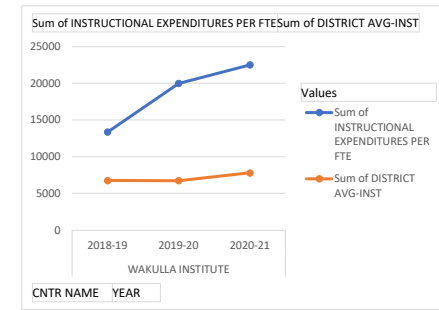
Row Labels	Sum of PERCENTAGE OF ADMIN TO TOTAL EXP	Sum of DISTRICT AVG-%
WAKULLA INSTITUTE		
2018-19	22.8%	12.6%
2019-20	16.8%	13.3%
2020-21	15.1%	11.3%



Row Labels	Sum of TOTAL OPERATING EXPENDITURES PER FTE	Sum of DISTRICT AVG-TOE
WAKULLA INSTITUTE		
2018-19	17300	7723
2019-20	24004	7768
2020-21	26563	8805



Row Labels	Sum of INSTRUCTIONAL EXPENDITURES PER FTE	Sum of DISTRICT AVG-INST
WAKULLA INSTITUTE		
2018-19	13352	6749
2019-20	19978	6736
2020-21	22545	7808



Row Labels	Sum of GENERAL FUND'S UNASSIGNED/ASSIGNED FUND BALANCE
WAKULLA INSTITUTE	
2018-19	\$ 3,963,069
2019-20	\$ 4,940,229
2020-21	\$ 5,602,998

