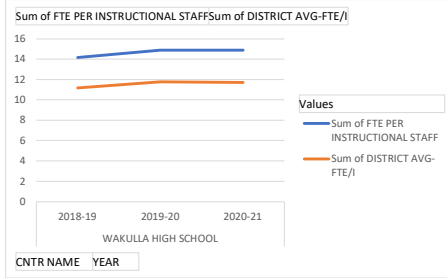
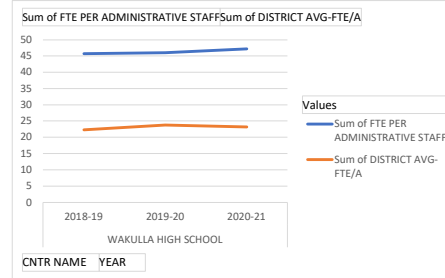


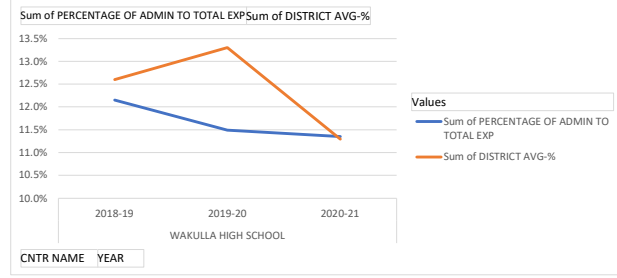
Row Labels	Sum of FTE PER INSTRUCTIONAL STAFF	Sum of DISTRICT AVG-FTE/I
WAKULLA HIGH SCHOOL		
2018-19	14.2	11.2
2019-20	14.9	11.8
2020-21	14.9	11.7



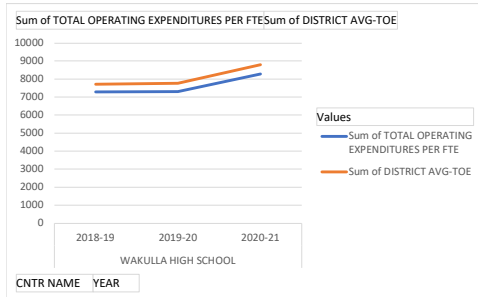
Row Labels	Sum of FTE PER ADMINISTRATIVE STAFF	Sum of DISTRICT AVG-FTE/A
WAKULLA HIGH SCHOOL		
2018-19	45.7	22.3
2019-20	46	23.8
2020-21	47.2	23.2



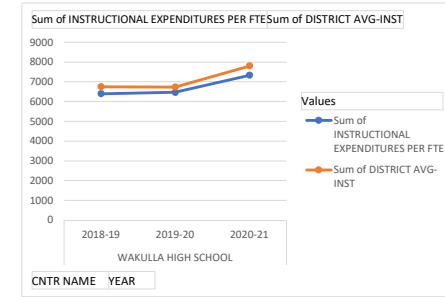
Row Labels	Sum of PERCENTAGE OF ADMIN TO TOTAL EXP	Sum of DISTRICT AVG-%
WAKULLA HIGH SCHOOL		
2018-19	12.2%	12.6%
2019-20	11.5%	13.3%
2020-21	11.4%	11.3%



Row Labels	Sum of TOTAL OPERATING EXPENDITURES PER FTE	Sum of DISTRICT AVG-TOE
WAKULLA HIGH SCHOOL		
2018-19	7292	7723
2019-20	7306	7768
2020-21	8282	8805



Row Labels	Sum of INSTRUCTIONAL EXPENDITURES PER FTE	Sum of DISTRICT AVG-INST
WAKULLA HIGH SCHOOL		
2018-19	6406	6749
2019-20	6466	6736
2020-21	7342	7808



Row Labels	Sum of GENERAL FUND'S UNASSIGNED/ASSIGNED FUND BALANCE
WAKULLA HIGH SCHOOL	
2018-19	\$ 3,963,069
2019-20	\$ 4,940,229
2020-21	\$ 5,602,998

