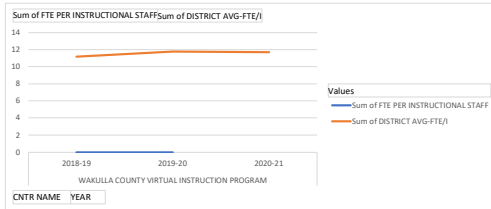
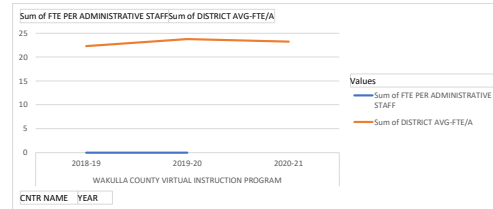


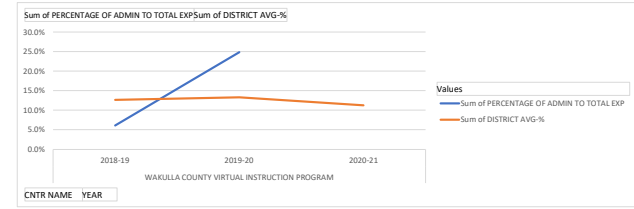
Row Labels	Sum of FTE PER INSTRUCTIONAL STAFF	Sum of DISTRICT AVG-FTE/I
WAKULLA COUNTY VIRTUAL INSTRUCTION PROGRAM		
2018-19	0	11.2
2019-20	0	11.8
2020-21		11.7



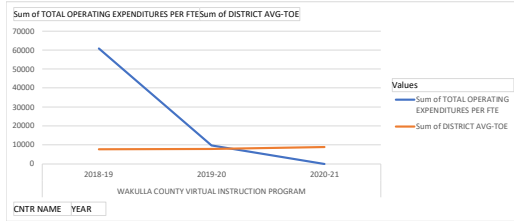
Row Labels	Sum of FTE PER ADMINISTRATIVE STAFF	Sum of DISTRICT AVG-FTE/A
WAKULLA COUNTY VIRTUAL INSTRUCTION PROGRAM		
2018-19	0	22.3
2019-20	0	23.8
2020-21		23.2



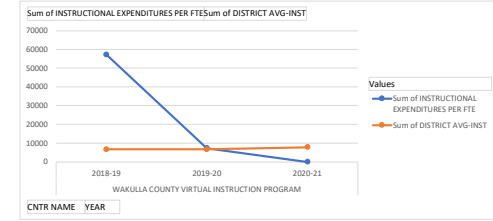
Row Labels	Sum of PERCENTAGE OF ADMIN TO TOTAL EXP	Sum of DISTRICT AVG-%
WAKULLA COUNTY VIRTUAL INSTRUCTION PROGRAM		
2018-19	6.1%	12.6%
2019-20	24.9%	13.3%
2020-21		11.3%



Row Labels	Sum of TOTAL OPERATING EXPENDITURES PER FTE	Sum of DISTRICT AVG-TDE
WAKULLA COUNTY VIRTUAL INSTRUCTION PROGRAM		
2018-19	60951	7723
2019-20	9701	7768
2020-21	0	8805



Row Labels	Sum of INSTRUCTIONAL EXPENDITURES PER FTE	Sum of DISTRICT AVG-INST
WAKULLA COUNTY VIRTUAL INSTRUCTION PROGRAM		
2018-19	57231	6749
2019-20	7285	6736
2020-21	0	7808



Row Labels	Sum of GENERAL FUND'S UNASSIGNED/ASSIGNED FUND BALANCE
WAKULLA COUNTY VIRTUAL INSTRUCTION PROGRAM	
2018-19	\$ 3,963,069
2019-20	\$ 4,940,229
2020-21	\$ 5,602,998

