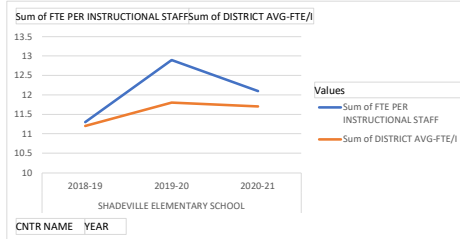
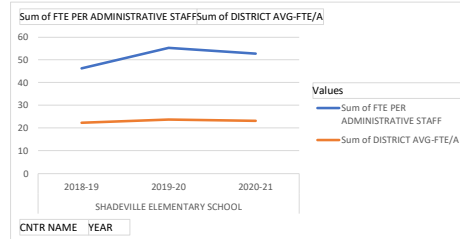


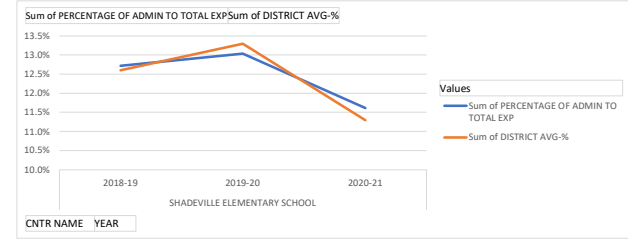
Row Labels	Sum of FTE PER INSTRUCTIONAL STAFF	Sum of DISTRICT AVG-FTE/I
SHADEVILLE ELEMENTARY SCHOOL		
2018-19	11.3	11.2
2019-20	12.9	11.8
2020-21	12.1	11.7



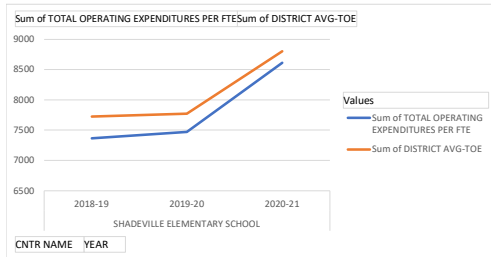
Row Labels	Sum of FTE PER ADMINISTRATIVE STAFF	Sum of DISTRICT AVG-FTE/A
SHADEVILLE ELEMENTARY SCHOOL		
2018-19	46.3	22.3
2019-20	55.3	23.8
2020-21	52.7	23.2



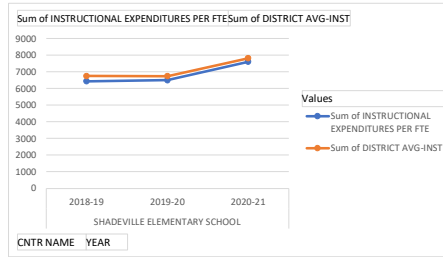
Row Labels	Sum of PERCENTAGE OF ADMIN TO TOTAL EXP	Sum of DISTRICT AVG-%
SHADEVILLE ELEMENTARY SCHOOL		
2018-19	12.7%	12.6%
2019-20	13.0%	13.3%
2020-21	11.6%	11.3%



Row Labels	Sum of TOTAL OPERATING EXPENDITURES PER FTE	Sum of DISTRICT AVG-TOE
SHADEVILLE ELEMENTARY SCHOOL		
2018-19	7365	7723
2019-20	7470	7768
2020-21	8613	8805



Row Labels	Sum of INSTRUCTIONAL EXPENDITURES PER FTE	Sum of DISTRICT AVG-INST
SHADEVILLE ELEMENTARY SCHOOL		
2018-19	6428	6749
2019-20	6496	6736
2020-21	7612	7808



Row Labels	Sum of GENERAL FUND'S UNASSIGNED/ASSIGNED FUND BALANCE
SHADEVILLE ELEMENTARY SCHOOL	
2018-19	\$ 3,963,069
2019-20	\$ 4,940,229
2020-21	\$ 5,602,998

