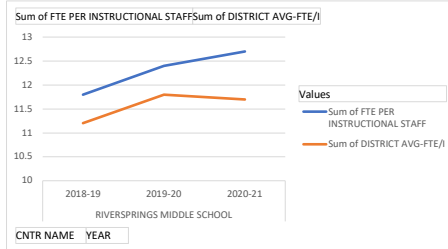
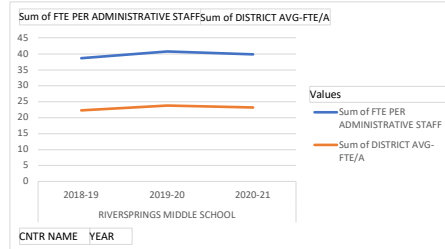


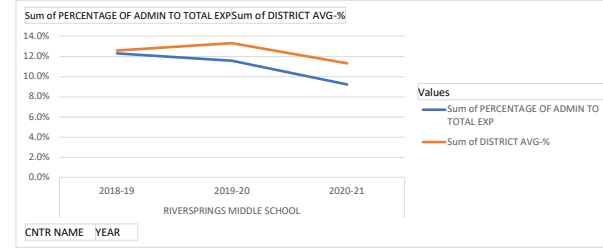
Row Labels	Sum of FTE PER INSTRUCTIONAL STAFF	Sum of DISTRICT AVG-FTE/I
RIVERSPRINGS MIDDLE SCHOOL		
2018-19	11.8	11.2
2019-20	12.4	11.8
2020-21	12.7	11.7



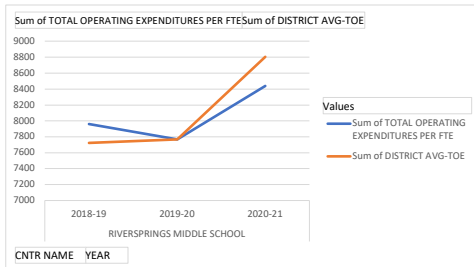
Row Labels	Sum of FTE PER ADMINISTRATIVE STAFF	Sum of DISTRICT AVG-FTE/A
RIVERSPRINGS MIDDLE SCHOOL		
2018-19	38.6	22.3
2019-20	40.7	23.8
2020-21	39.9	23.2



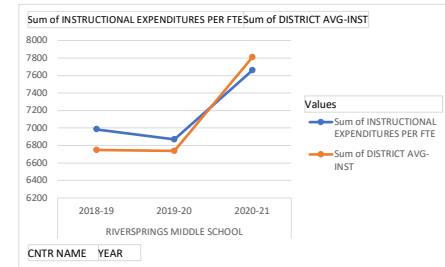
Row Labels	Sum of PERCENTAGE OF ADMIN TO TOTAL EXP	Sum of DISTRICT AVG-%
RIVERSPRINGS MIDDLE SCHOOL		
2018-19	12.3%	12.6%
2019-20	11.6%	13.3%
2020-21	9.2%	11.3%



Row Labels	Sum of TOTAL OPERATING EXPENDITURES PER FTE	Sum of DISTRICT AVG-TOE
RIVERSPRINGS MIDDLE SCHOOL		
2018-19	7962	7723
2019-20	7765	7768
2020-21	8438	8805



Row Labels	Sum of INSTRUCTIONAL EXPENDITURES PER FTE	Sum of DISTRICT AVG-INST
RIVERSPRINGS MIDDLE SCHOOL		
2018-19	6984	6749
2019-20	6867	6736
2020-21	7660	7808



Row Labels	Sum of GENERAL FUND'S UNASSIGNED/ASSIGNED FUND BALANCE
RIVERSPRINGS MIDDLE SCHOOL	
2018-19	\$ 3,963,069
2019-20	\$ 4,940,229
2020-21	\$ 5,602,998

