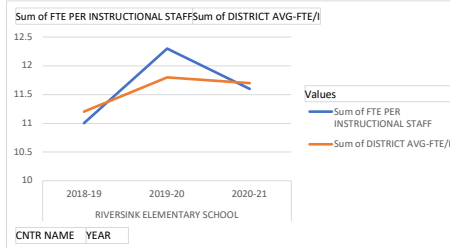
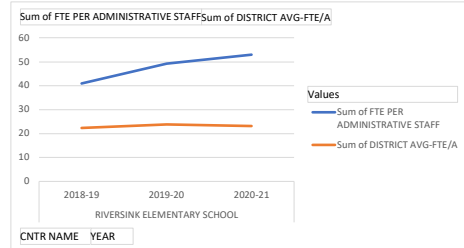


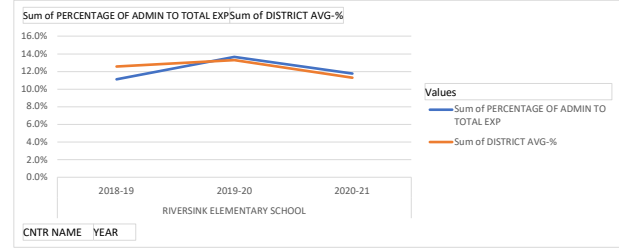
Row Labels	Sum of FTE PER INSTRUCTIONAL STAFF	Sum of DISTRICT AVG-FTE/I
RIVERSINK ELEMENTARY SCHOOL		
2018-19	11	11.2
2019-20	12.3	11.8
2020-21	11.6	11.7



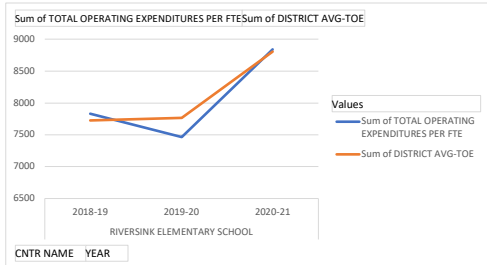
Row Labels	Sum of FTE PER ADMINISTRATIVE STAFF	Sum of DISTRICT AVG-FTE/A
RIVERSINK ELEMENTARY SCHOOL		
2018-19	40.9	22.3
2019-20	49.3	23.8
2020-21	52.9	23.2



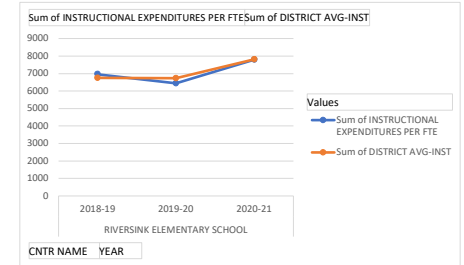
Row Labels	Sum of PERCENTAGE OF ADMIN TO TOTAL EXP	Sum of DISTRICT AVG-%
RIVERSINK ELEMENTARY SCHOOL		
2018-19	11.1%	12.6%
2019-20	13.6%	13.3%
2020-21	11.8%	11.3%



Row Labels	Sum of TOTAL OPERATING EXPENDITURES PER FTE	Sum of DISTRICT AVG-TOE
RIVERSINK ELEMENTARY SCHOOL		
2018-19	7833	7723
2019-20	7461	7768
2020-21	8841	8805



Row Labels	Sum of INSTRUCTIONAL EXPENDITURES PER FTE	Sum of DISTRICT AVG-INST
RIVERSINK ELEMENTARY SCHOOL		
2018-19	6963	6749
2019-20	6443	6736
2020-21	7799	7808



Row Labels	Sum of GENERAL FUND'S UNASSIGNED/ASSIGNED FUND BALANCE
RIVERSINK ELEMENTARY SCHOOL	
2018-19	\$ 3,963,069
2019-20	\$ 4,940,229
2020-21	\$ 5,602,998

