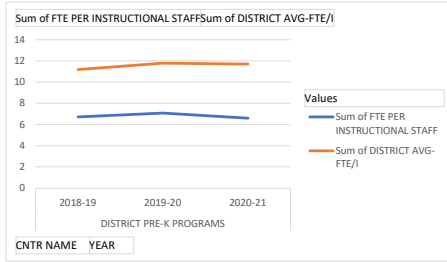
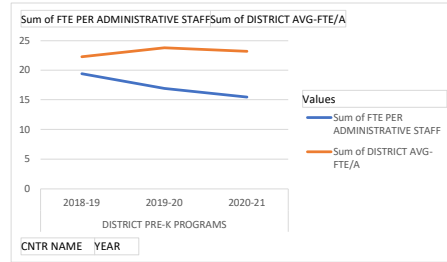


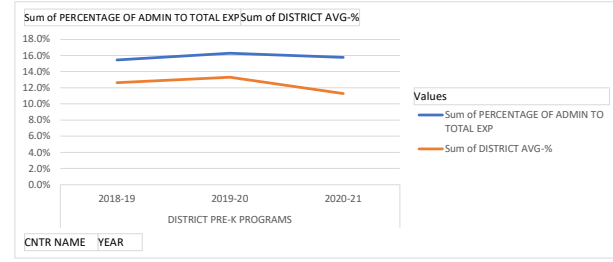
Row Labels	Sum of FTE PER INSTRUCTIONAL STAFF	Sum of DISTRICT AVG-FTE/I
DISTRICT PRE-K PROGRAMS		
2018-19	6.7	11.2
2019-20	7.1	11.8
2020-21	6.6	11.7



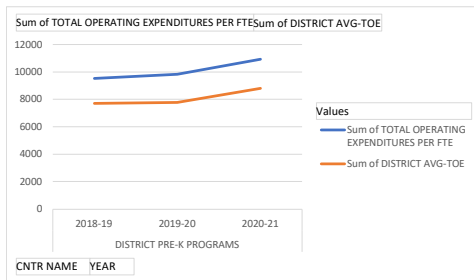
Row Labels	Sum of FTE PER ADMINISTRATIVE STAFF	Sum of DISTRICT AVG-FTE/A
DISTRICT PRE-K PROGRAMS		
2018-19	19.4	22.3
2019-20	16.9	23.8
2020-21	15.5	23.2



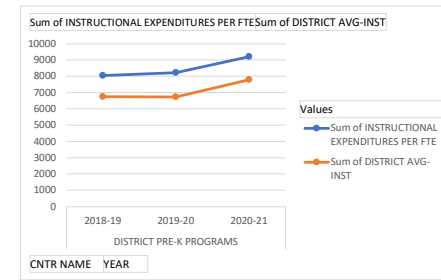
Row Labels	Sum of PERCENTAGE OF ADMIN TO TOTAL EXP	Sum of DISTRICT AVG-%
DISTRICT PRE-K PROGRAMS		
2018-19	15.4%	12.6%
2019-20	16.3%	13.3%
2020-21	15.7%	11.3%



Row Labels	Sum of TOTAL OPERATING EXPENDITURES PER FTE	Sum of DISTRICT AVG-TOE
DISTRICT PRE-K PROGRAMS		
2018-19	9526	7723
2019-20	9825	7768
2020-21	10926	8805



Row Labels	Sum of INSTRUCTIONAL EXPENDITURES PER FTE	Sum of DISTRICT AVG-INST
DISTRICT PRE-K PROGRAMS		
2018-19	8056	6749
2019-20	8226	6736
2020-21	9207	7808



Row Labels	Sum of GENERAL FUND'S UNASSIGNED/ASSIGNED FUND BALANCE
DISTRICT PRE-K PROGRAMS	
2018-19	\$ 3,963,069
2019-20	\$ 4,940,229
2020-21	\$ 5,602,998

