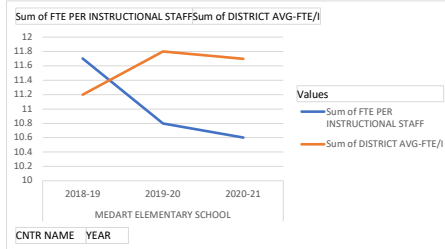
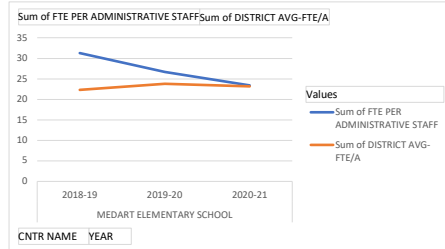


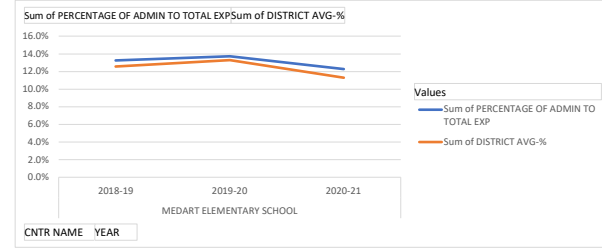
Row Labels	Sum of FTE PER INSTRUCTIONAL STAFF	Sum of DISTRICT AVG-FTE/I
MEDART ELEMENTARY SCHOOL		
2018-19	11.7	11.2
2019-20	10.8	11.8
2020-21	10.6	11.7



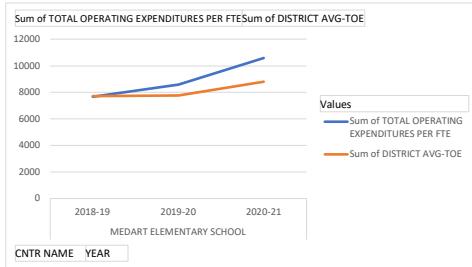
Row Labels	Sum of FTE PER ADMINISTRATIVE STAFF	Sum of DISTRICT AVG-FTE/A
MEDART ELEMENTARY SCHOOL		
2018-19	31.3	22.3
2019-20	26.7	23.8
2020-21	23.4	23.2



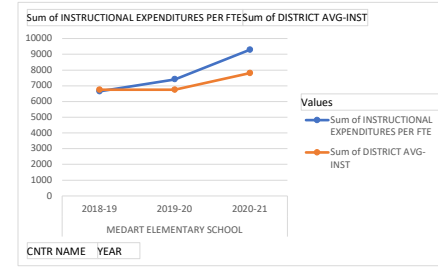
Row Labels	Sum of PERCENTAGE OF ADMIN TO TOTAL EXP	Sum of DISTRICT AVG-%
MEDART ELEMENTARY SCHOOL		
2018-19	13.3%	12.6%
2019-20	13.7%	13.3%
2020-21	12.3%	11.3%



Row Labels	Sum of TOTAL OPERATING EXPENDITURES PER FTE	Sum of DISTRICT AVG-TOE
MEDART ELEMENTARY SCHOOL		
2018-19	7655	7723
2019-20	8588	7768
2020-21	10579	8805



Row Labels	Sum of INSTRUCTIONAL EXPENDITURES PER FTE	Sum of DISTRICT AVG-INST
MEDART ELEMENTARY SCHOOL		
2018-19	6640	6749
2019-20	7410	6736
2020-21	9280	7808



Row Labels	Sum of GENERAL FUND'S UNASSIGNED/ASSIGNED FUND BALANCE
MEDART ELEMENTARY SCHOOL	
2018-19	\$ 3,963,069
2019-20	\$ 4,940,229
2020-21	\$ 5,602,998

