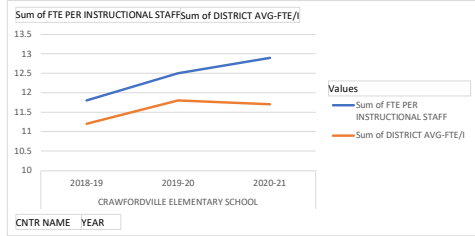
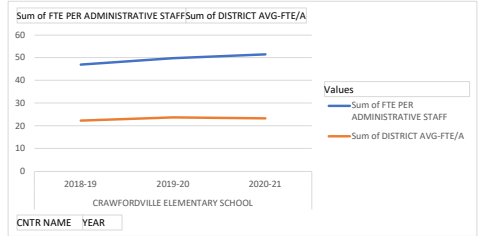


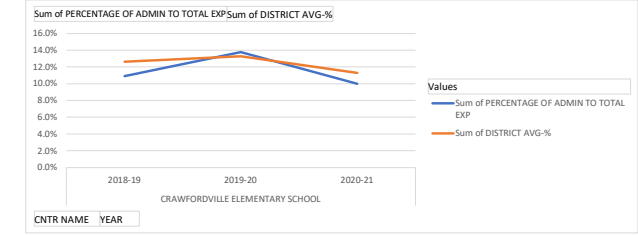
Row Labels	Sum of FTE PER INSTRUCTIONAL STAFF	Sum of DISTRICT AVG-FTE/I
CRAWFORDVILLE ELEMENTARY SCHOOL		
2018-19	11.8	11.2
2019-20	12.5	11.8
2020-21	12.9	11.7



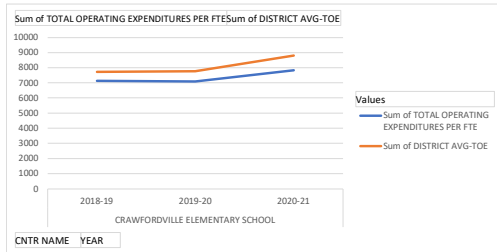
Row Labels	Sum of FTE PER ADMINISTRATIVE STAFF	Sum of DISTRICT AVG-FTE/A
CRAWFORDVILLE ELEMENTARY SCHOOL		
2018-19	47	22.3
2019-20	49.8	23.8
2020-21	51.5	23.2



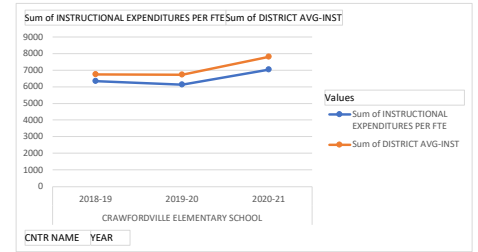
Row Labels	Sum of PERCENTAGE OF ADMIN TO TOTAL EXP	Sum of DISTRICT AVG-%
CRAWFORDVILLE ELEMENTARY SCHOOL		
2018-19	10.9%	12.6%
2019-20	13.8%	13.3%
2020-21	10.0%	11.3%



Row Labels	Sum of TOTAL OPERATING EXPENDITURES PER FTE	Sum of DISTRICT AVG-TOE
CRAWFORDVILLE ELEMENTARY SCHOOL		
2018-19	7125	7723
2019-20	7107	7768
2020-21	7831	8805



Row Labels	Sum of INSTRUCTIONAL EXPENDITURES PER FTE	Sum of DISTRICT AVG-INST
CRAWFORDVILLE ELEMENTARY SCHOOL		
2018-19	6348	6749
2019-20	6128	6736
2020-21	7047	7808



Row Labels	Sum of GENERAL FUND'S UNASSIGNED/ASSIGNED FUND BALANCE
CRAWFORDVILLE ELEMENTARY SCHOOL	
2018-19	\$ 3,963,069
2019-20	\$ 4,940,229
2020-21	\$ 5,602,998

