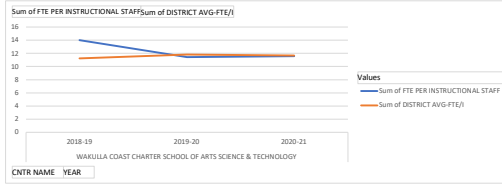
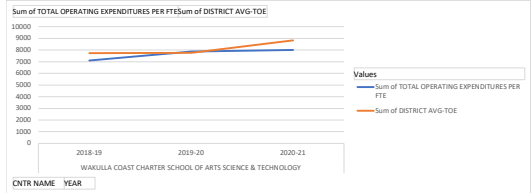


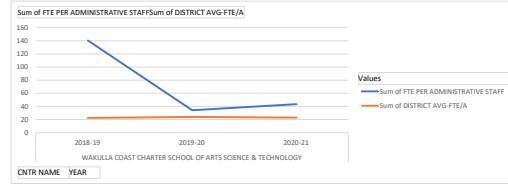
Row Labels	Sum of FTE PER INSTRUCTIONAL STAFF	Sum of DISTRICT AVG-FTE/I
WAKULLA COAST CHARTER SCHOOL OF ARTS SCIENCE & TECHNOLOGY		
2018-19	14	11.2
2019-20	11.4	11.8
2020-21	11.6	11.7



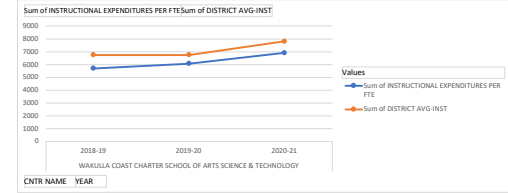
Row Labels	Sum of TOTAL OPERATING EXPENDITURES PER FTE	Sum of DISTRICT AVG-TOE
WAKULLA COAST CHARTER SCHOOL OF ARTS SCIENCE & TECHNOLOGY		
2018-19	7084	7723
2019-20	7877	7768
2020-21	7983	8805



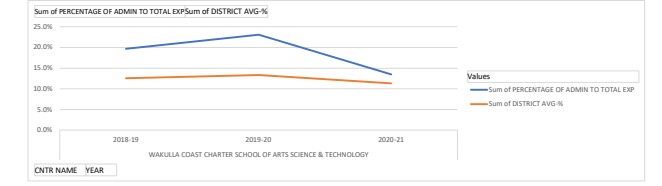
Row Labels	Sum of FTE PER ADMINISTRATIVE STAFF	Sum of DISTRICT AVG-FTE/A
WAKULLA COAST CHARTER SCHOOL OF ARTS SCIENCE & TECHNOLOGY		
2018-19	140	22.3
2019-20	34.1	23.8
2020-21	43.5	23.2



Row Labels	Sum of INSTRUCTIONAL EXPENDITURES PER FTE	Sum of DISTRICT AVG-INST
WAKULLA COAST CHARTER SCHOOL OF ARTS SCIENCE & TECHNOLOGY		
2018-19	5691	6749
2019-20	6063	6736
2020-21	6908	7808



Row Labels	Sum of PERCENTAGE OF ADMIN TO TOTAL EXP	Sum of DISTRICT AVG-%
WAKULLA COAST CHARTER SCHOOL OF ARTS SCIENCE & TECHNOLOGY		
2018-19	19.7%	12.6%
2019-20	23.0%	13.3%
2020-21	13.5%	11.3%



Row Labels	Sum of GENERAL FUND'S UNASSIGNED/ASSIGNED FUND BALANCE
WAKULLA COAST CHARTER SCHOOL OF ARTS SCIENCE & TECHNOLOGY	
2018-19	\$ 3,963,069
2019-20	\$ 4,940,229
2020-21	\$ 5,602,998

